



EuroMix Silo – Site Requirements



EuroMix



At CPI, we have always placed a considerable emphasis on customer care. It is our aim to make things as easy as possible for our customers by offering innovative products and technology backed up by a superior level of service.

The objective of this site requirement guide is to provide you with all the information you will need to prepare your site for the delivery of the CPI Silo.

This EuroMix Site Requirements guide covers the following areas in detail:

1. Access Requirements
2. Silo Base
3. Electrical and Water Requirements
4. Daily Use and Reordering Procedure
5. Silo Collections at End of Job

Site Survey

All sites should be subject to a survey by CPI personnel prior to Silo delivery. CPI regrets that Silos cannot be provided to the customers unable to comply with the site requirements stipulated.

1. Access Requirements

Delivery

When preparing your site to accept deliveries, make sure there is unobstructed access to the site at all times. Clear access must be provided on hard road or surface or other suitable surfaces which are capable of carrying a gross weight of up to 44 tonnes. Initial Silo delivery will be made on a rigid vehicle but thereafter refills are made using articulated tankers and will require a minimum headroom of 4.2 metres and a minimum width of 3 metres. An arrangement which eliminates the reversing of vehicles is preferable, but please be aware that your site needs to allow the access of articulated vehicles at all times for us to be able to fill the Silo.

The discharge point is at the rear of the vehicle and you need to arrange the site so that the rear of the vehicle

can be positioned within 5 metres of the Silo. The powder tankers can be up to 15 metres in length, but can approach the Silo at any angle.

The tanker will need to be able to manoeuvre safely within your site, and if reversing is required you may need to provide a banksman.

Please note

Delivery powder tankers are pressurised when blowing material off, during delivery a mandated 2m exclusion zone is required and will be sign posted by the CPI delivery driver in the interest of Safety to both CPI Personnel and also customers.



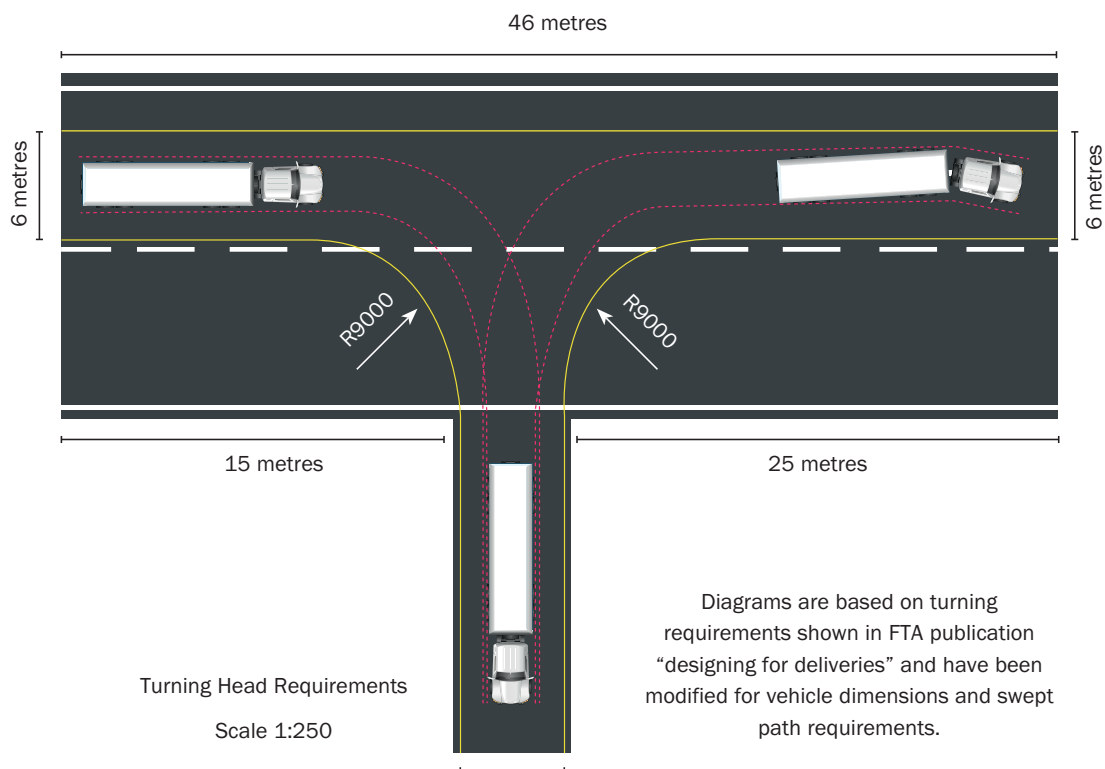
1. Access Requirements

City Artic Rig Dimensions

The majority of the vehicles we use to refill our Silos are the City articulated powder tankers.

Our City Artics are shorter than the standard articulated tanks to provide more manoeuvrability, they are designed for use in urban areas and will suit almost every site.

A limited number of Rigid vehicles are available but sites which restrict themselves to Rigid vehicles only will face longer call off times during busy periods and may result in a surcharge.





RIGID Rig

(Approx Dimensions)

Overall Length	9.400 metres
Overall Width	2.560 metres
Overall Body Height	4.100 metres



CITY Artic Rig

(Approx Dimensions)

Overall Length	12.575 metres
Overall Width	2.560 metres
Overall Body Height	3.750 metres



STANDARD Artic Rig

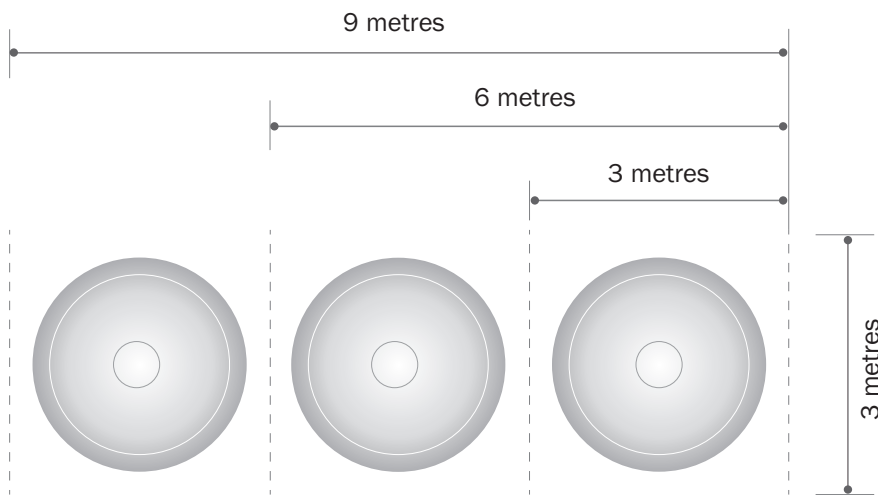
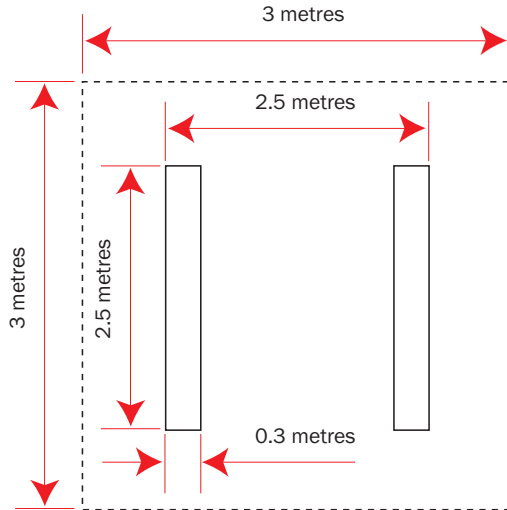
(Approx Dimensions)

Overall Length	14.75 metres
Overall Width	2.560 metres
Overall Body Height	3.750 metres



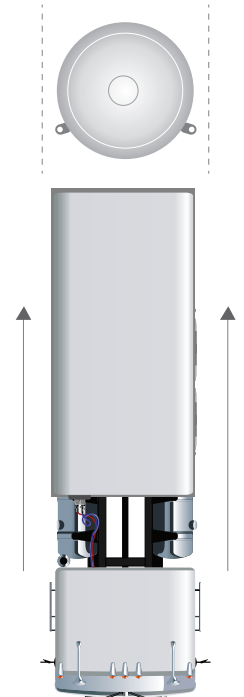
2. Silo Base Requirements

Foundation Design Data



Customers are responsible for designing a suitable site base. Please take site safety into consideration.

- Silo Diameter = 2.5 metres
- Maximum Silo Height = 7.2 metres
- Silo Barrel Height = 4.3 metres
- Maximum Weight Filled = 40.0 tonnes
- Weight of Empty Silo = 2.2 tonnes



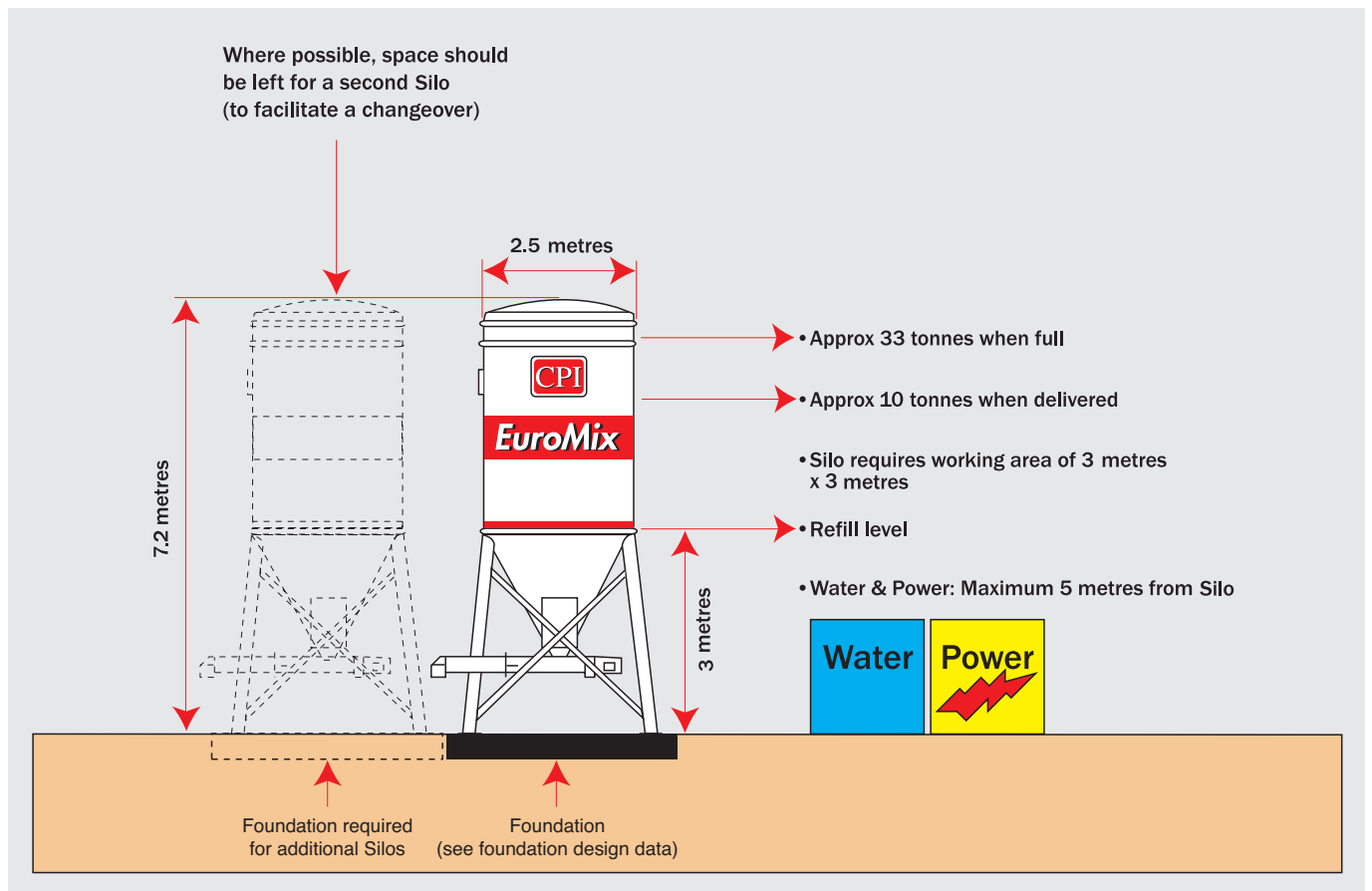
Placing the Silo on site

- Silos will only be placed on sites with suitable foundations and locations which meet the working space criteria.
- Silos must not be placed in areas accessible to the general public and delivery can only be made to areas controlled by the customer.
- The customer is responsible for the safe access for delivery. Collection of the Silo, refilling and taking note of all safety signage on Silos.

Please note

Our drivers need safe clear access to the Silo fill pipes and line of sight whilst blowing the material, please take this into account when designing any safety barriers that may be required. Delivery powder tankers are pressurised when blowing material off, during delivery a mandated 2m exclusion zone is required and will be sign posted by the CPI delivery driver in the interest of Safety to both CPI Personnel and also customers.

IMPORTANT



3. Electrical and Water Requirements



Electrical Requirements

3 Phase Mains

For 3 phase mains supply (400-415V neutral and earth), the total maximum load is 5kW. A 16A 5 pin industrial socket must be provided (from a 16A 3 phase motor rated M.C.B. type C or D). The electrical supply to the Silo must be backed up by a 30mA RCD which is exclusively for Silo use. The socket must be located within 5 metres of the Silo.

No Power

In the event of no power being available on site, a 3 phase generator with a minimum capacity of 12kVA (fitted with a 16A 5 pin industrial socket from a 16A 3 phase motor rated M.C.B. type C or D) is also sufficient to run the Silo mixing station.

Please note

All Silo installations must be installed to current IEE Regulation Requirements for Electrical Installations (BS 7671:2018) with attention being paid to the special location section relating to construction sites - section 604.



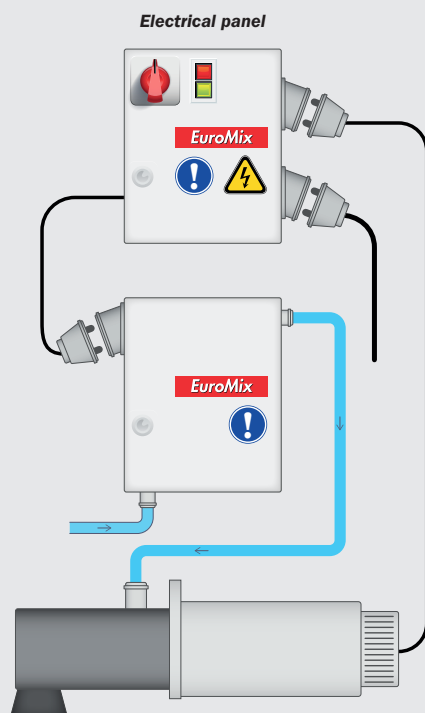
Water Requirements

A standard 1/2" tap with a 3/4" thread located within 5 metres of the Silo is required.

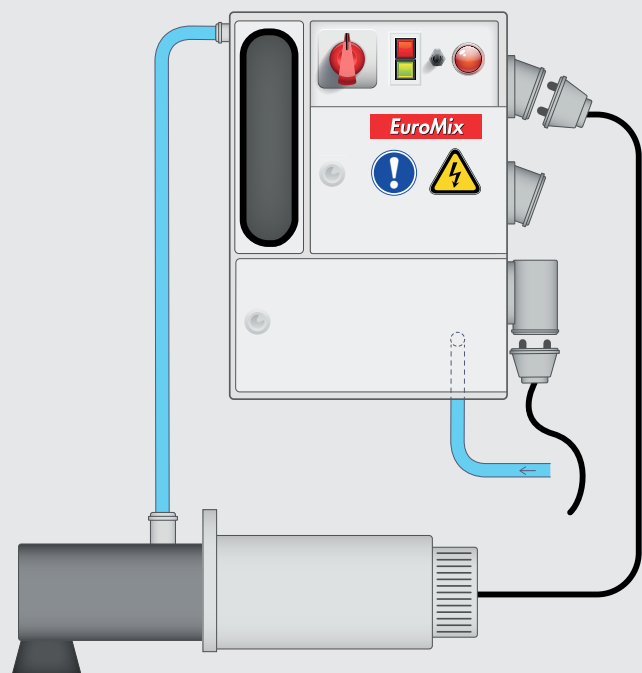
Where a water storage tank is required, this should be mounted not less than 2 metres above ground level within 5 metres of the Silo. Each mixer must be piped directly from the tank, using an outlet not less than 3/4" internal bore fitted with a gate valve. A minimum water pressure of 2 bar and a flow rate of 800 lt/hour is required. Contact your local sales team for further advice.



SPLIT Panel



Standard Panel



4. Daily Use and Reordering Procedure

PAT testing is carried out on the electric equipment when the Silo is delivered. It is the customers responsibility to keep this up to date whilst the silo is on hire to them.

When the EuroMix Silo is correctly set up on site, CPI will test it to make sure that it is operating correctly. No attempt whatsoever should be made to use the EuroMix Silo until it has been fully commissioned by CPI.

Furthermore, new users should not use the system until they have been fully trained. CPI will carry out this training at your request free of charge. Once an operative has been trained by CPI, he will be issued with a Trained User Card which he can keep with him at all times. This way you will know if the people using the equipment have been properly trained. It is the responsibility of the customer to ensure that all users have been trained.



Particular attention should be paid to the section on daily and weekly cleaning procedure.

This will ensure trouble free Silo operation.

Reordering – please allow 10 working days for a Silo refill and plan ahead based on your projected workloads on site.

Please check the day before the delivery is due that the material in the Silo is down below the reorder level as shown on the page 7, if material is not down to this level please contact your supply plant to rearrange your delivery.

Please note the following

- Any damage or alterations made to the Silo or associated equipment must be reported to CPI immediately.
- The person who orders the Silo will be held liable for all damage which results from the improper use of the Silo.
- CPI will provide training sessions for customers and staff using EuroMix Silos. Customers are responsible for ensuring that only trained operators use CPI EuroMix Silos and that the correct procedures covered in the training sessions are followed by operators.
- Damage to CPI Silos or associated equipment will be charged for.
- Please follow daily and weekly cleaning regime to maintain mixer efficiency and avoid downtime.




5. Site Collections

Silos must be empty on collection to avoid re-collection charges.

Please note

Clear vehicular access is required to the Silo lifting lugs on site to facilitate collection.



Also available from CPI

In addition to the EuroMix Site Requirements Guide, the following literature on the EuroMix system is also readily available from CPI:

- Silo Operating Instructions
- Euromix Fault Diagnosis Guide
- Material Safety Datasheets

Please call CPI to obtain documents or download at **www.euromix.com**





Beaconsfield

Springfield Farm Quarry,
Broad Lane, Beaconsfield,
Buckinghamshire HP9 1XD
Tel: +44 (0) 1494 680 814
Fax: +44 (0) 1494 730 816

Coatbridge

Gartsherrie Industrial Estate,
Hornock Rd, Coatbridge
ML5 2DX
Tel: +44 (0) 1236 700 500
Fax: +44 (0) 1236 700 520

Irlam, Manchester

Northbank Industrial Estate
Martens Road, Irlam
Manchester M44 5AX
Tel: +44 (0) 161 777 7500
Fax: +44 (0) 161 777 7501

Northfleet

Robins Wharf,
Grove Road, Northfleet,
Kent DA11 9AX
Tel: +44 (0) 1474 333 372
Fax: +44 (0) 1474 325 080

Bristol

Unit 8,
Sevenside Industrial Park,
Central Avenue,
Bristol BS10 7SD
Tel: +44 (0) 1179 160 300
Fax: +44 (0) 1179 160 333

Bilston, Wolverhampton

Springvale Industrial Park,
Springvale Avenue Bilston,
Wolverhampton
West Midlands WV14 0QL
Tel: +44 (0) 1902 357 500
Fax: +44 (0) 1902 357 506

Harlow

29 Mead Industrial Park
Riverway, Harlow
Essex CM20 2SE
Tel: +44 (0) 1279 634 680
Fax: +44 (0) 1279 634 681

Leeds

Stadium Park, Altofts Lane,
Whitwood, Castleford
WF10 5PZ
Tel: +44 (0) 1977 523 300
Fax: +44 (0) 1977 523 333

Southampton

Marchwood Industrial Park
Marchwood, Southampton
Hants SO40 4PB
Tel: +44 (0) 2380 662 000
Fax: +44 (0) 2380 662 009

Carlton Manufacturing

Unit 3, Davey Road,
Goldthorpe, Rotherham,
South Yorkshire, S63 0JF
Tel: +44 (0) 2380 662 000
Fax: +44 (0) 2380 662 009
We now have a range of bag
products available through
Carlton.



EuroMix

Helpline: 0845 850 9090 Visit us at: www.euromix.com E-mail: info@cpieuromix.com



A Grafton Group Company

